

# DMG48270C043\_05WTR


## Features:

- Based on T5L0, running DGUS II system, commercial grade.
- 4.3-inch, 480\*272 Pixels resolution, 262K Colors, TN-TFT-LCD, normal viewing angle.
- Resistive touch screen.
- 8MB memory, cost-effective.



# 1. Hardware and interface

## 1.1 Hardware interface



Hardware interface

## 1.2 Interface description

No.	Name	Description
1	T5L0 ASIC	Developed by DWIN. Mass production in 2020, 1MBytes Nor Flash on the chip, 512KBytes used to store the user database. Rewrite cycle: over 100,000 times
2	LCM interface	FPC40_0.5mm, RGB interface
3	RTP interface	FPC4_1.0mm
4	User interface	10Pin_1.0mm latching socket for power supply and serial communication. Download rate (typical value): 12KByte/s
5	Flash	8MBytes NOR Flash, for fonts, pictures and audio files. Rewrite cycle: over 100,000 times
6	Buzzer	3V passive buzzer. Power: <1W
7	SD interface	FAT32. Download files by SD interface can be displayed in statistics. Download rate: 4Mb/s
8	PGT05 interface	When product crashes by accident, you can use PGT05 to update DGUS kernel and make the product return to normal

## 2. Specification parameters

### 2.1 Display parameters

<b>LCD Type</b>	TN, TFT LCD
<b>Viewing Angle</b>	Normal viewing angle, 70°/70°/50°/70° (L/R/U/D)
<b>Resolution</b>	480×272 pixels (0°/90°/180°/270°)
<b>Color</b>	18-bit 6R6G6B
<b>Active Area (A.A.)</b>	95.04mm (W)×53.86mm (H)
<b>View Area (V.A.)</b>	-
<b>Backlight Mode</b>	LED
<b>Backlight Service Life</b>	>20000 hours (Time of the brightness decaying to 50% on the condition of continuous working with the maximum brightness)
<b>Brightness</b>	250nit
<b>Brightness Control</b>	0~100 grade (When the brightness is adjusted to 1%~30% of the maximum brightness, flickering may occur and is not recommended to use in this range)
<b>Note: Long time display of high contrast still image over 30 minutes may lead to display residual shadow, please use screen saver to avoid this problem.</b>	

### 2.2 Touch parameters

<b>Type</b>	RTP (Resistive touch panel)
<b>Structure</b>	ITO film + ITO glass
<b>Touch Mode</b>	Support point touch and drag
<b>Surface Hardness</b>	3H
<b>Light Transmittance</b>	Over 80%
<b>Life</b>	Over 1,000,000 times touch

### 2.3 Serial interface parameters

<b>Mode</b>	UART2: ON=TTL/CMOS; OFF=RS232 UART4: ON=TTL/CMOS; OFF=RS232 (Only available after OS configuration)				
<b>Voltage Level</b>	Test Condition	Min	Typ	Max	Unit
	Output 1, I <sub>out</sub> = -4mA	2.7	3.2	-	V
	Output 0, I <sub>out</sub> = 4mA	-	0.1	0.4	V
	Input 1	2.4	3.3	5.5	V
	Input 0	0	-	1.0	V
<b>Baud Rate</b>	3150~3225600bps, typical value of 115200bps				
<b>Data Format</b>	UART2: N81 UART4: N81/E81/O81/N82, 4 modes (OS configuration)				
<b>Interface Cable</b>	10Pin_1.0mm				

### 2.4 Electrical specifications

<b>Rated Power</b>	<5W	
<b>Operating Voltage</b>	4.5~5.5V, typical value of 5V	
<b>Operating Current</b>	200mA	VCC=5V, max backlight
	70mA	VCC=5V, backlight off
<b>Recommended power supply: 5V 1A DC</b>		

### 2.5 Operating environment

<b>Operating Temperature</b>	-20°C~70°C (5V @ 60% RH)
<b>Storage Temperature</b>	-30°C~80°C
<b>Conformal Coating</b>	None
<b>Operating Humidity</b>	10%~90%RH, typical value of 60% RH

### 3. Reliability test

#### 3.1 Electrostatic discharge test

Test temperature: 25°C. Test humidity: 50%RH.

Test process: the product was placed on the test bench to perform contact and air discharge in turn of the serial screen iron frame and display area as shown in Fig.3.1 below. During the experimental process, it was observed whether the screen is dead, black, white, splash, or reboot. According to the experiment results, the performance is in line with the criteria GB/T 17626.2 B level and above.



3.1 Electrostatic discharge test

Discharge Type	Discharge Value	Result
Contact discharge	±4KV	Normal operation
Air discharge	±4KV	Normal operation

#### 3.2 EFT test

Test temperature: 25°C. Test humidity: 50%RH.

Test process: the product was placed on the test bench to perform contact and the smart screen is energized by the power supply coupled with a EFT generator as shown in Fig. 3.2 below. During the experimental process, it was observed whether abnormal reset, display or touch phenomena occurs. According to the experiment results, the performance is in line with the criteria GB/T 17626.2 B level and above.



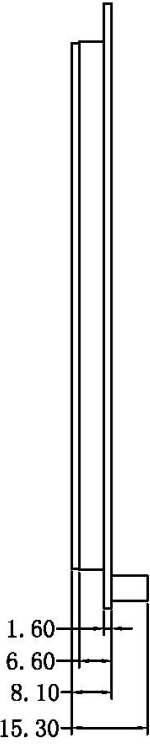

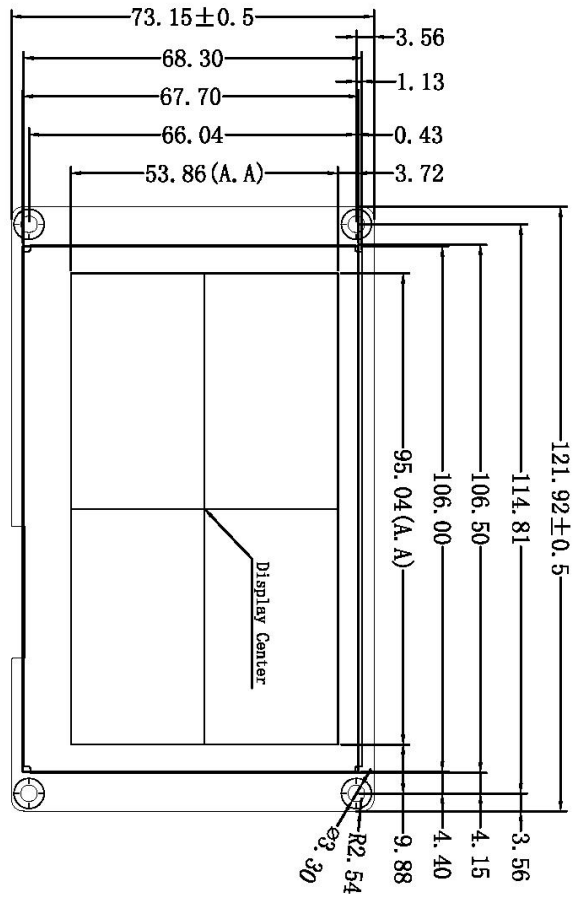
### 3.2 EFT test

Test Item	Test Standard	Result
Power supply	$\pm 1\text{KV}; 100\text{KHz}$	Normal operation

## 4. Packaging & dimensions

<b>Form Factor</b>	121.92mm (W)×73.15mm (H)×15.30mm (T)			
<b>Installation Dimensions</b>	Positioning hole: 106.50(+0.3mm)×68.30(+0.3mm)			
<b>Net Weight</b>	115g			
Packaging Standards				
Model	Dimensions	Layer	Quantity/Layer	Quantity(Pcs)
Carton1:	220mm(L)×160mm(W)×47mm (H)	1	2	2
Carton2:	250mm(L)×200mm(W)×80mm (H)	2	2	4
Carton3:	320mm(L)×270mm(W)×80mm (H)	2	4	8
Carton4:	435mm(L)×335mm(W)×290mm(H)	2	25	50
Carton5:	600mm(L)×430mm(W)×290mm(H)	2	60	120

Disclaimer: the data is for reference only and the information of product design that do not affect performance parameters and utilization is subject to alternation without prior notice.



Definition	Pin#	Type	Description
GND	8, 9, 10	P	GND
TY4	7	0	Output
TY2	6	0	Output
RX2	5	I	Input
RX4	4	I	Input
+5V	1, 2, 3	P	Power Input

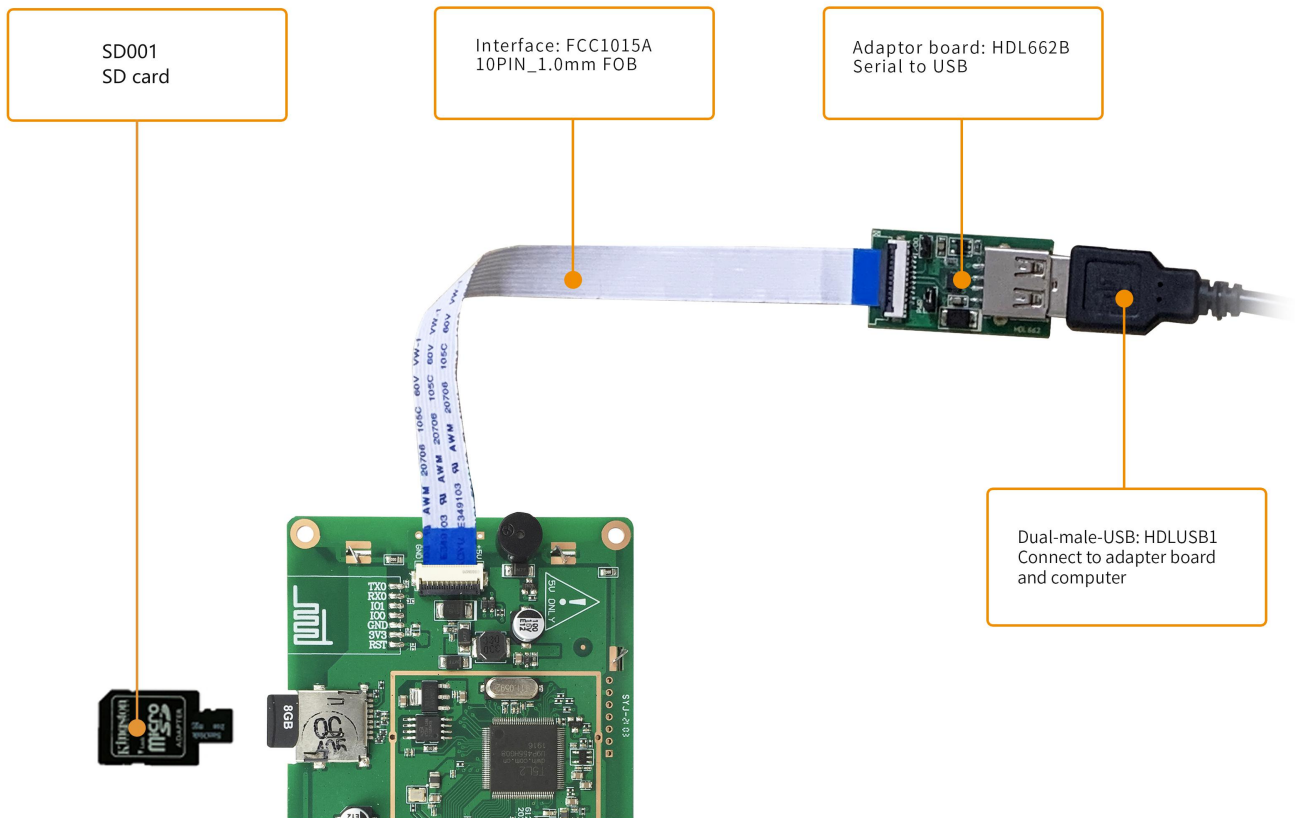
1. Location hole is used as position reference.
  2. Unmarked Tolerance is  $\pm 0.3\text{mm}$
- Active area is marked in Dash lines

Model		DMG482700043-05WTR		
Drawing	A 4	Drawn	G. Y	Date
Scale	1 : 1	Review		Date
Unit	MM	Approval		Date
DWIN Technologies				



## 5. Debugging tools

It is recommended for new users of DWIN smart LCMs to purchase official accessories. For more details, please refer to customer service center.



## 6. T5L series IC features

(1) Mature and stable 8051 core which is the most widely used with the maximum operating frequency of T5L is up to 250MHz, 1T(single instruction cycle)high speed operation.

(2) Separate GUI CPU Core running DGUS II System:

- High-speed display memory, 2.4GB/S bandwidth.
- 2D hardware acceleration, the decompression speed of JPEG is up to 200fps@1280\*800 and the UI with animation and icons as its main feature is extremely cool and smooth.
- Images and icons stored in JPEG format. Adopt Low-cost 16Mbytes SPI Flash.
- Support CTP or RTP with adjustable sensitivity and maximum 400 Hz touch frequency.
- 1-way 15bit 32Ksps PWM digital power amplifier driver loudspeaker, save power amplifier cost and achieve high signal-to-noise ratio and sound quality restoration.
- 128Kbytes variable storage space for exchanging data with OS CPU Core and memory.
- Support DGUS development and simulation on PC. Support background remote upgrade.

(3) Separate CPU (OS CPU) core runs user 8051 code or DWIN OS system and user CPU is omitted in practical application:

- Standard 8051 architecture and instruction set, 64Kbytes code space, 32Kbytes on-chip RAM.
- 64 bit integer mathematical operation unit (MDU), including 64 bit MAC and 64 bit divider.
- 28 IOs, 4-channel UARTs, 1-channel CAN, up to 8-channel 12-bit A/Ds and 2-channel 16-bit PWM of adjustable resolution.
- Support IAP on-line simulation and debugging with unlimited number of breakpoints.
- Upgrade code online through DGUS system.

(4) 1Mbytes on-chip Flash with DWIN patent encryption technology ensure code and data security.

(5) Operating temperature ranges from -40°C to +85°C (IC operating temperature customizable from -55°C to 105°C).

**DWIN encourages users to design your own customized product based on T5L.**

## 7. Revision records

Rev	Revise Date	Content	Editor
00	2021-10-28	First Edition	Zheng Yunjia

Please contact us if you have any questions about the use of this document or our products, or if you would like to know the latest information about our products:

Customer service Tel: 400 018 9008

Customer service QQ: 400 018 9008

Customer service email: [dwinhmi@dwin.com.cn](mailto:dwinhmi@dwin.com.cn)

DWIN Developer Forum: <http://forum.dwin.com.cn>

Thank you all for continuous support of DWIN, and your approval is the driving force of our progress!