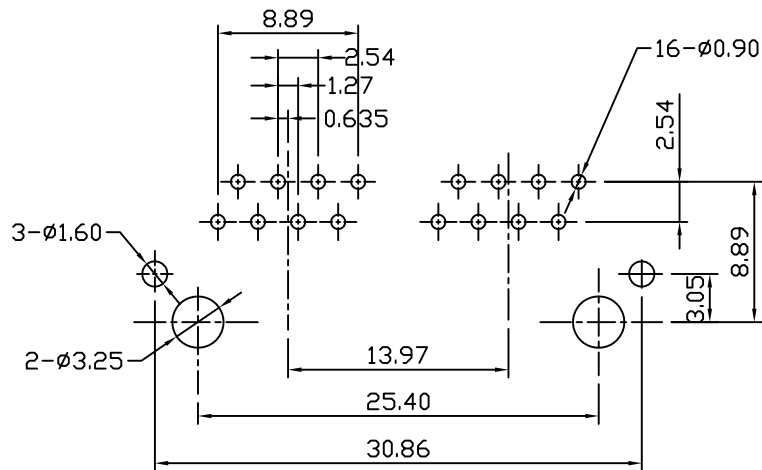
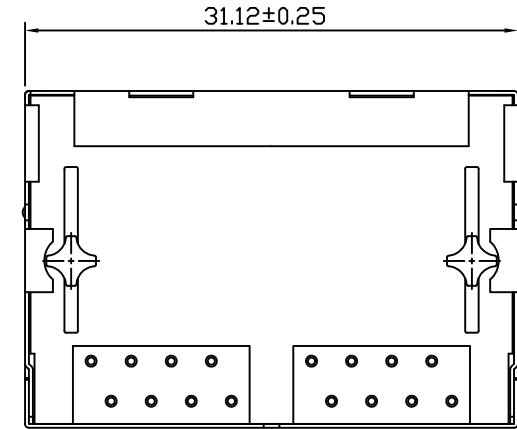
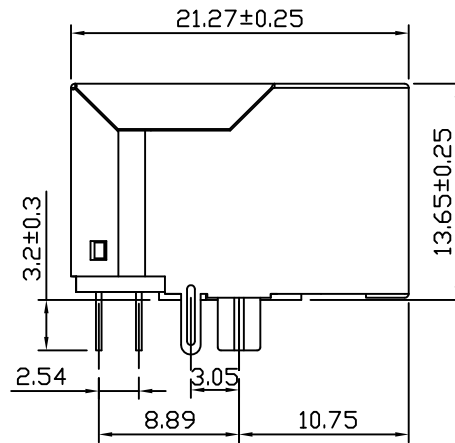
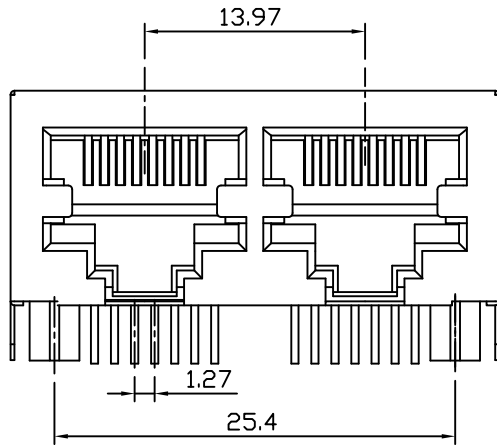


Mechanical:

REV.	ECN NO.	DESCRIPTION	DATE	APPD
A	REL		18/12/2009	



PC Board Layout (Top View)



NOTES:

Electrical:

- 1. Voltage rating : 125 VAC RMS
- 2. Current Rating : 1.5 AMP
- 3. Contact resistance : 50 mΩ Max
- 4. Insulation resistance : 500 MΩ Min @500V DC
- 5. Dielectric strength : 1000 VAC RMS 60Hz, 1MIN.

MECHANICAL:

- 1. Housing & Insert Material : PBT UL94V-0.
- 2. Contact Material : Diameter 0.46mm Phosphor Bronze
Gold Plating Over Nickel.
- 3. Shield : 0.20-0.25mm Thickness Brass With tin Plated
- 4. Operating Life : 750 Cycles Min.

ENVIRONMENTAL:

- 1. Storage : -40°C ~ +85°C
- 2. Operation : -40°C ~ +85°C.
- 3. Wave solder temperature : 265°C 5 Sec MAX

X:X ±0.25	APPD:	LINK-PP INT'L TECHNOLOGY CO., LIMITED
X:XX ±0.10	CHKD:	
X:XXX ±0.05	DR: TOM	TITLE: RJ45 1×2 CONNECTOR
ANGLES ±1°	UNIT: mm	PART NO.: LPJE102DNL
	SCALE: 2/1	SHEET: 1/1
	REV: A	DWG NO.: LP09121820