

### Features

- Ultra low leakage: nA level
- Operating voltage: 5V
- Low clamping voltage
- Complies with following standards:
  - IEC 61000-4-2 (ESD) immunity test
    - Air discharge:  $\pm 30\text{kV}$
    - Contact discharge:  $\pm 30\text{kV}$
  - IEC61000-4-4 (EFT) 40A (5/50ns)
  - IEC61000-4-5 (Lightning) 6A (8/20 $\mu\text{s}$ )
- RoHS Compliant

### Mechanical Characteristics

- Package: SOT23-6
- Lead Finish: Matte Tin
- UL Flammability Classification Rating 94V-0
- Pb-Free, Halogen Free, RoHS/WEEE Compliant



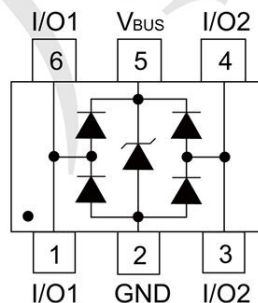
### Applications

- USB 2.0 interface
- 10/100 Ethernet
- Personal digital assistants (PDA's)
- Notebooks, Desktops and Servers
- Portable instrumentation
- Digital cameras

### Ordering Information

Part Number	Qty per Reel	Reel Size
TPUSBLC6-2SC6	3000	7"

### Dimensions and Pin Configuration



**Marking: UL26**

**Absolute Maximum Ratings ( $T_A=25^\circ\text{C}$  unless otherwise specified)**

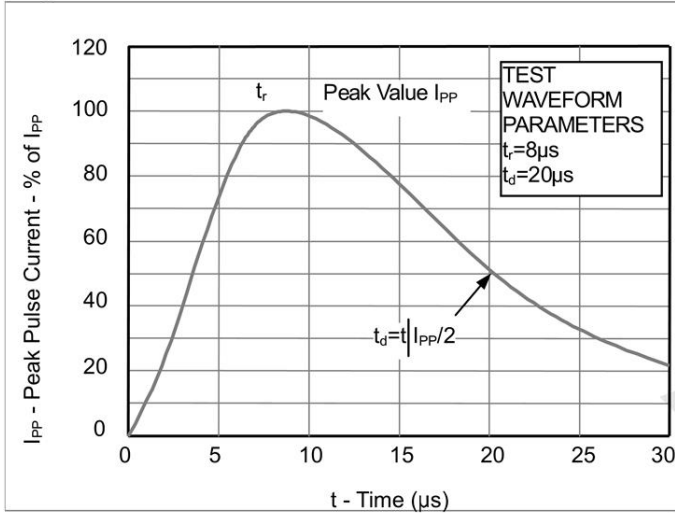
Parameter	Symbol	Value	Unit
Peak Pulse Power (8/20 $\mu\text{s}$ )	Ppk	150	W
Peak Pulse Current (8/20 $\mu\text{s}$ )	Ipp	6	A
ESD per IEC 61000-4-2 (Air)	VESD	$\pm 30$	kV
ESD per IEC 61000-4-2 (Contact)		$\pm 30$	
Operating Temperature Range	TJ	-55 to +125	$^\circ\text{C}$
Storage Temperature Range	Tstg	-55 to +150	$^\circ\text{C}$

**Electrical Characteristics ( $T_A=25^\circ\text{C}$  unless otherwise specified)**

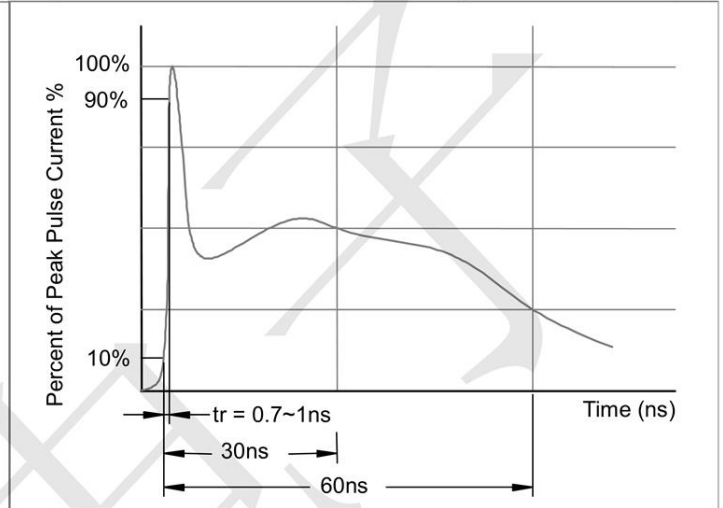
Parameter	Symbol	Test Condition	Min	Typ	Max	Unit
Reverse stand-off voltage	$V_{RWM}$				5	V
Reverse breakdown voltage	$V_{BR}$	$I_{BR}=1\text{mA}$	6		9	V
Reverse leakage current	$I_R$	$V_R=5\text{V}$			0.1	$\mu\text{A}$
Clamping voltage ( $t_p=8/20\mu\text{s}$ )	$V_C$	$I_{PP}=1\text{A}$			10	V
Clamping voltage ( $t_p=8/20\mu\text{s}$ )	$V_C$	$I_{PP}=6\text{A}$			15	V
Junction capacitance	$C_J$	0Vdc, f=1MHz Between I/O pins and GND		0.8	1	pF
	$C_J$	0Vdc, f=1MHz I/O to I/O		0.35	0.4	pF

**Typical Performance Characteristics ( $T_A=25^\circ\text{C}$  unless otherwise Specified)**

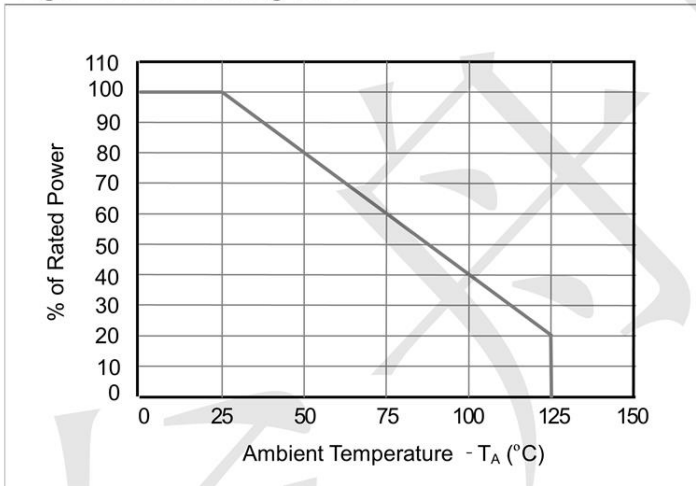
**Fig1. 8/20 $\mu\text{s}$  Pulse Waveform**



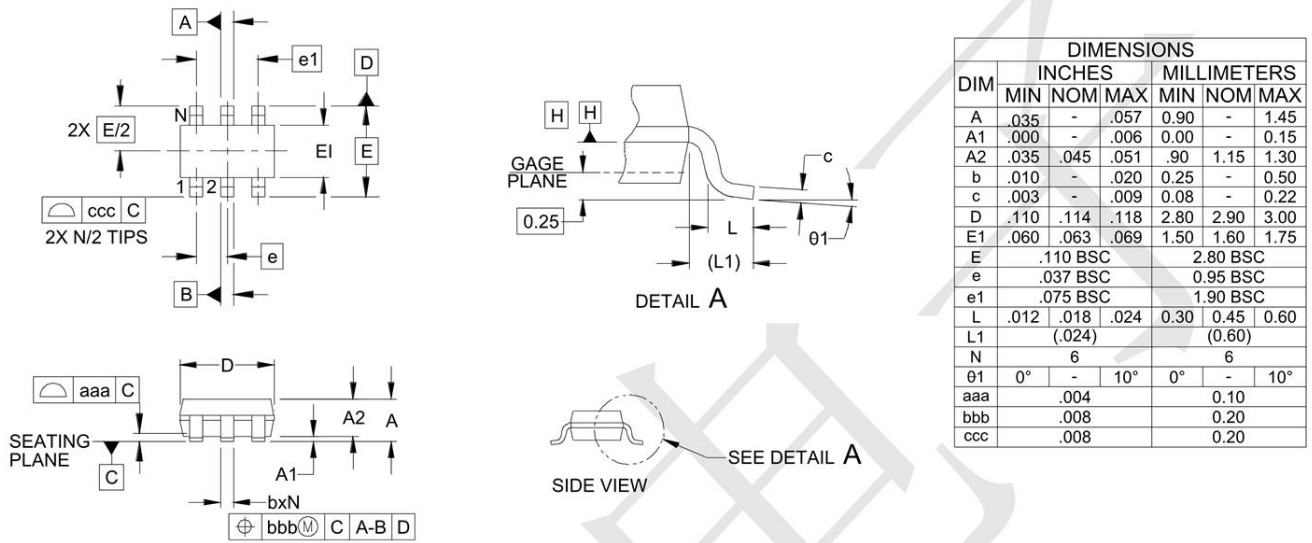
**Fig2. ESD Pulse Waveform (according to IEC 61000-4-2)**



**Fig3. Power Derating Curve**



**Outline Drawing - SOT23-6**



**Land Pattern - SOT23-6**

